



Q • CONTROL Platform

— EDUCATION Centers —



ABOUT US

Digital. The future that is present

MasterMind · Tech is a young technology startup dedicated entirely to the **IT field** and its applications in different sectors.

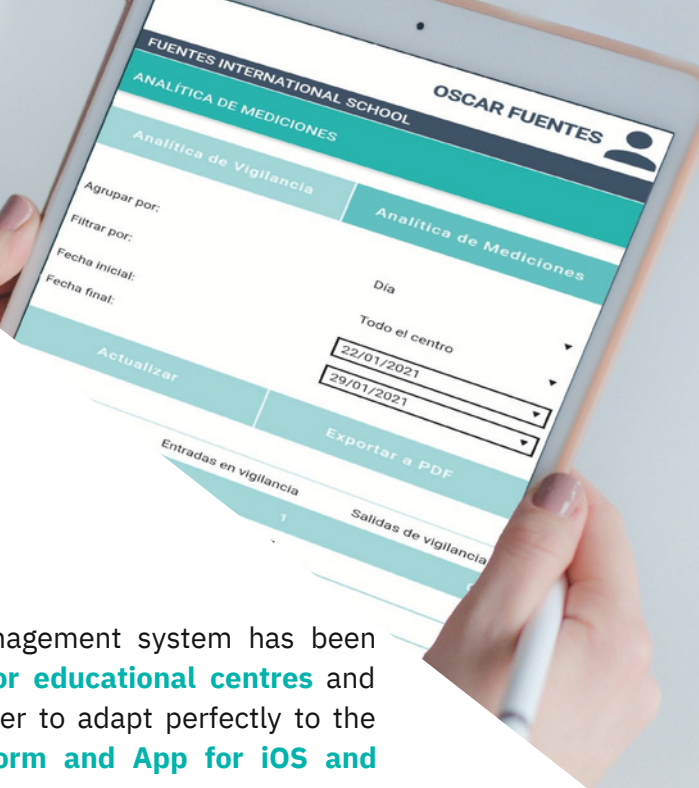
Our main objective is to be a **connector** between **technology** and the **client**, providing **solutions** that are fully **adapted** to the latter, both in technical and monetary terms.

We dedicate significant resources to be at the cutting edge in all the sectors in which we operate in order to offer continuous **improvements** to our **systems** and **platforms**.



The image shows a laptop screen displaying a dashboard for 'OSCAR FUENTES'. The dashboard has a teal header and contains a table with surveillance data. The table has columns for 'Fecha', 'Personas en vigilancia', and 'Porcentaje sobre el total'. The data rows show dates from 2021-01-22 to 2021-01-29, with values for 'Personas en vigilancia' ranging from 33 to 35 and 'Porcentaje sobre el total' ranging from 2.36% to 2.59%.

Fecha	Personas en vigilancia	Porcentaje sobre el total
Media	34	2.39 %
2021-01-29	35	2.50 %
2021-01-28	34	2.43 %
2021-01-27	34	2.43 %
2021-01-26	33	2.36 %
2021-01-25	33	2.36 %
2021-01-24	33	2.36 %
2021-01-23	33	2.36 %
2021-01-22	33	2.36 %



OUR PLATFORM

Q - Control Platform

Our new Covid-19 management system has been designed **specifically for educational centres** and has two versions in order to adapt perfectly to the user's role: **Web platform and App for iOS and Android**.

Q-Control Platform has been programmed to be used in the most **intuitive and simple** way possible, improving the **efficiency of the new mandatory Covid-19 processes** in each school, providing tools for a more fluid **communication with the Government and/or Health** and showing **KPIs** of great value for decision making in the **present and future**, thanks to the sections of Analytics and Prediction of cases with the use of **Artificial Intelligence**.



“En proceso”

CHECK THE TENDENCY OF THE EDUCATIONAL CENTRE

The main screen shows a graph of quarantined students in the whole school for the last 7 days, which is really useful to observe **the current quarantine trend** in the school and quickly alert on changes or spikes in quarantine.

The platform provides data on **future predictions** thanks to a proprietary **Artificial Intelligence**-based algorithm that combines databases sent directly from the government of each autonomous region with the data entered by the centre. In this way, it is possible to anticipate adverse scenarios and to make decisions in advance.



Q · CONTROL PLATFORM ADAPTS TO CURRENT CONTROL SYSTEM

The group/centre management screen allows you to manage the bubble groups, so that the **centre** is **distributed** on the platform **in the same way as it is in reality**.

The group/centre administration includes functions such as creating and deleting groups, assigning groups to classes or confining groups and centres. The system reports how long the centre or each bubble group has been quarantined.

In addition, it is possible to assign comments and even a tutor to each bubble group.



KEEP REAL CONTROL OF THE EDUCATIONAL ESTABLISHMENT

The quarantine management screen shows the **quarantine status** of the different educational levels and sub-levels.

Depending on the type of user and their permissions, it is possible to see the students and/or workers of each level, add and delete students in quarantine, see the quarantine days of each person, enter comments and notifications for each student or worker, among others.

This section is the one that allows the real control of the quarantine, **not only by tutors, teachers and directors, but also by parents**, limiting the visible data directly to the needs of each one.

In addition, the system itself automatically sends a notification to the school directorate every time a new student is added to the quarantine.



ANALYSES AND AUDITS THE KPIS CALCULATED BY THE PLATFORM


In the last screen we find the **statistics** regarding both the number of students per day in the quarantine list or confined bubble groups, and the total number of entries and exits from the list per time unit (day, month or year), both with the possibility of being filtered by educational level.

This screen offers the possibility of **exporting** all these data to a **PDF** document for analysis, comparison with other schools and submission to the relevant governmental bodies.




Q · CONTROL PLATFORM'S VALUE PROPOSITION

Specialised in educational centres.

 Various types of licences adapted to the user and his duties.

Centralised and optimised control of the centre.

 **Digitisation** of processes and data related to Covid-19, which entails:

- **Registration** of each and every change and the author of the change.
- **Saving space and time** in data entry, submission and analysis of data.
- **Prevention of data loss.**



Quick and effective decision making, providing simple and intuitive graphs and statistics.



Calculation of the **most relevant KPIs**, filtered by educational levels.



Export to pdf in order to compare between centres, or to present to an inspection or governmental institution.



Increases the confidence and peace of mind of the families of students attending school.



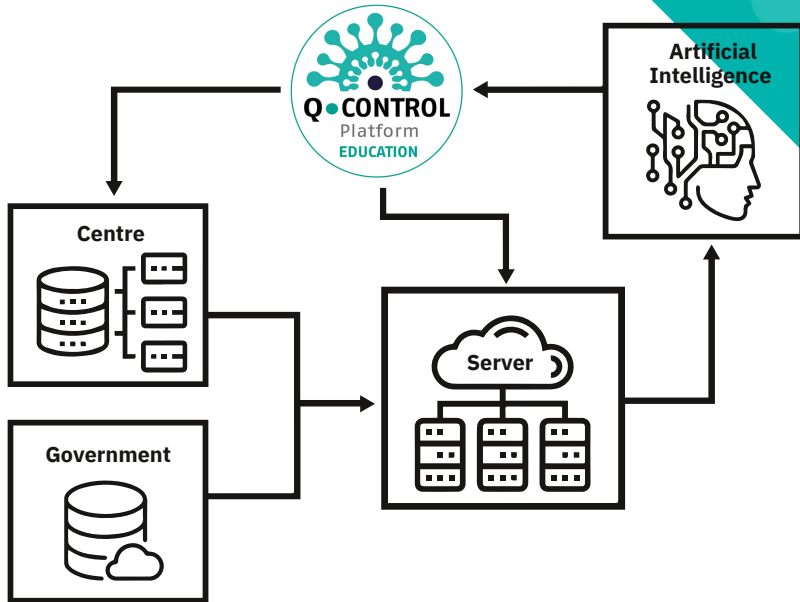
Daily, weekly and/or monthly prediction of Covid-19 infected cases.

— Two versions:

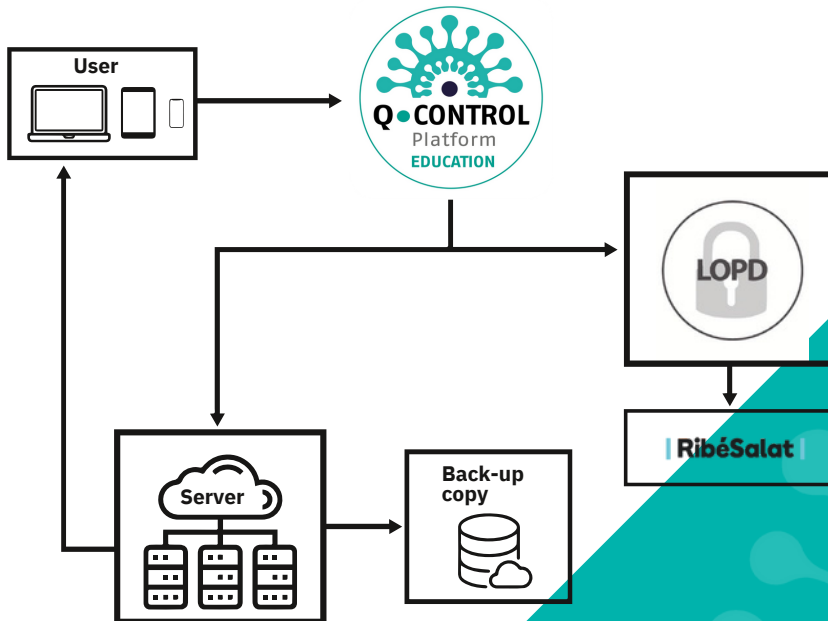
— App: for dynamic needs.

— Web: for more convenient data visualisation and analysis.















OUR ALGORITHM



DATA PROTECTION AND SECURITY



PAYMENT PLAN

Licences	Visualisation	Standard
 Display of quarantine		
Display of statistics		
AI Data Prediction		
Export to PDF		
Data entry		
 Creation/Modification of the structure		
Monthly Plan		19,90 €
Annual Plan		199.90 €
Q-Control Subsidised Training		Variable Price

 **User-specific restrictions**



Q•CONTROL Platform

— EDUCATION Centers —

Av. Can Picanyol 51-53 1º 3ª
08173 Sant Cugat del Vallès
Barcelona - España

www.qcontrolplatform.com
alberto.fuentes@qcontrolplatform.com
T +34 638 900 995

